




A NATIONAL AWARD WINNER
[MSME]

Simplify Extrusion ™
We Make Extrusion Easy 



 <https://www.extrusion.in>



SAI MACHINE TOOLS PRIVATE LIMITED®

WE ARE MANUFACTURING MOST ADVANCED AND HIGHER-END
PLASTIC EXTRUSION SYSTEM

Sai Machine Tools Pvt Ltd (SMT) is the largest manufacturer of plastic processing machinery of central India with a state-of-the-art Machine shop. The Company commenced its operations in Indore (M.P.) in 1988, under guidance of Mr. Ashok Jaiswal, company's Managing Director. Since inception, the company's strategic focus has been to serve international markets. As a result, the company exports 30% of its total products today. The core focus of the company is innovation, which is carved out of extensive Research and Development efforts carried out by deep study of customer's needs and demand of the markets. The company is very quick in expanding the product spectrum as per the needs of the market, and as a result the company produces both single and twin-screw extruders (Parallel twin screw & Conical twin screw). The company has installed more than 3200 Extrusion lines globally.

SMT has a proficient and expert technical team. Under the technical guidance of Mr. Vishal Jaiswal, our Director (Tech), the team is dedicated to designing, defining, and driving the extrusion process and revolutionising the extrusion world.

SMT has moved towards the development of higher output and higher diameter plants and machinery for HDPE/MDPE/LDPE/LLDPE/PPR pipes and introduced LDPE/LLDPE 5 Meter width film and tubing plants of 1500kg/ per Hour capacity to the market. The company has developed PPR Three- layer pipe plant which can be used specifically for Hot and Cold-water transportation. SMT has Developed India's first Ø1200mm HDPE Three Layer Pipe Extrusion system. SMT has made India's first totally indigenous "FLAT DRIP IRRIGATION TUBE EXTRUSION LINE (SINGLE LAYER AND MULTI LAYER)" and with it, enjoys pioneer position in the market leadership till date. SMT makes "ROUND DRIP IRRIGATION TUBE EXTRUSION LINE" with high-speed system.

SMT manufactures plastic processing machines (Extruders) to produce Drip irrigation tubes, RPVC/UPVC/CPVC pipes and profiles, HDPE/HIPS/LLDPE/ HMHDPE Pipes and Films, PVC/PP/PE Coated cables, Telephone Cables, Computers Cables and Pelletizing Plants, Mono Filament, Box Strapping Plants, PP/PE Tape Plants, etc. Constant Interaction with our customers has helped SMT to develop new products to cater to the market requirements and redefine the existing line of product to make them more user friendly and reliable. SMT serves a diverse range of customers with a wide range of plastic pipe processing machinery.

SMT is also the proud innovator of integrated HDPE/PPR Pipe Waste Recycling System with an in-line shredder, conveyor and grinder with underwater palletizing Plastic Recycling system.

Our company is fundamentally prepared to meet all the future demands of the industry & market and is always in its expansion phase.

We are the only plastic pipe extruder manufacturing company of India who has won a National President Award and a state-level award for research and development.

Our Superior Infrastructure and state-of-art machines ensure the highest production standards. Our commitment to quality and value-based business ethics have bestowed us with a very loyal customer base spread across the country. Periodic reviews, Process Control. Inspection, Testing, Customer grievance handling systems and training programs are all part of an effective quality control system. We take customer feedback with utmost urgency and at topmost priority.

CORE TEAM

Mr.Vishal Jaiswal (Director Tech)

Mr.Ashok Jaiswal (Chairman)

Mr.Ajay Jaiswal (Director Admin)

(Left to Right)





Achievements

National Awards-2009 Quality Product In Micro & Small Enterprises (Plastic Processing Machinery)



For Research & Development (R & D) Efforts And Outstanding Entrepreneurship Efforts In Micro, Small & Medium Enterprises, SPACIAL RECOGNITION AWARD



STATE-OF-THE-ART MANUFACTURING FACILITIES



GAS NITRIDING FURNACE



THREAD MILLING MACHINE



MOST MODERN CNC TOOL ROOM




TUNGSTEN CARBIDE
COATING SYSTEM FOR
BIMETALLIC SCREW

STATE-OF-THE-ART MANUFACTURING FACILITIES



ARGON WELDING SYSTEM



CNC LASER CUTTING CENTER



CNC SHEET BENDING SYSTEM



HARD CHROME PLATING

FLAT DRIP IRRIGATION TUBE EXTRUSION SYSTEM




FEATURES OF FLAT DRIP TUBE IRRIGATION EXTRUSION SYSTEM

- Barrier/Shear ring Screw Design for Homogeneous melt for longer period.
- Perforation Unit with Visual Inspection and Control.
- Auto coiler with Synchronised Traversing.
- Power consumption- 0.27 Unit/Kg.
- Perforation unit-500 Drippers/Min.
- PLC Based machine-500 Drippers/Min.
- Perforation Capacity for Longer Period.
- Auto Pipe cut and Changeover.
- 200-2000mm Dropper Spacing.
- Line Speed - 220MPM.
- Single/Multilayer Tube



Suitable for All Type of Drippers



DOUBLE STATION COILER
1000MTR/COIL

AUTO PIPE CUT AND
CHANGEVER



MODEL	LAYER	MAX OUTPUT (KG/HR)	DRIPPER INSERTION UNIT (INSERTION/MIN)	DIE HEAD	PERFORATION UNIT	LINE SPEED (MPM)	TOTAL CONNECTED LOAD (KW)	SPACE (L X W X H- MTR.)
SMT-75X20-FD	SINGLE	200	700	CROSS HEAD-SINGLE LAYER	1 or 2 HOLES	200	160	45X8X5
SMT-75X20-FD-HS	SINGLE	300	700	CROSS HEAD-SINGLE LAYER	1 or 2 HOLES	250	200	45X8X5
SMT-75X45X20-FD	THREE (ABA)	225	700	CROSS HEAD-THREE LAYER	1 or 2 HOLES	200	175	45X8X5
SMT-75X45X20-FD-HS	THREE (ABA)	300	700	CROSS HEAD-THREE LAYER	1 or 2 HOLES	250	215	45X8X5
SMT-75X45X45X20-FD	THREE (ABC)	250	700	CROSS HEAD-THREE LAYER	1 or 2 HOLES	200	180	45X8X5


** Aforesaid Machine Models may vary due to customised requirement and continuous R&D.



ROUND DRIP IRRIGATION TUBE EXTRUSION SYSTEM

FEATURES OF ROUND DRIP TUBE IRRIGATION EXTRUSION


- Extruder -75mm.
- Operation by Servo Motor.
- Energy Efficient - No Air Jets.
- Single/Multilayer Tube.
- Quick Drill Depth Adjustment.
- Easy Integration with Existing Line.
- Maintenance free.
- High Speed - up to 100 MPM.




TRACTION UNIT



MOST ADVANCED COILER-500 MTR COIL



PERFORATION UNIT



MODEL	LAYER	MAX OUTPUT (KG/HR)	DRIPPER INSERTION UNIT (INSERTION/MIN)	DIE HEAD	PERFORATION UNIT	LINE SPEED (MPM)	TOTAL CONNECTED LOAD (KW)	SPACE (L X W X H- MTR.)
SMT-75-RD	SINGLE	200	500	CROSS HEAD-SINGLE LAYER	2 or 4 HOLES	100	144	40X8X5
SMT-75X45-RD	ABA	220	500	CROSS HEAD-THREE LAYER	2 or 4 HOLES	100	155	40X8X5
SMT-75X45X45-RD	ABC	250	500	CROSS HEAD-THREE LAYER	2 or 4 HOLES	100	166	40X8X5

** Aforesaid Machine Models may vary due to customised requirement and continuous R&D.


PPR PIPE EXTRUSION SYSTEM



FIELDS OF APPLICATION OF TRIPLE LAYER PPR PIPE

- Hot & Cold Water Supply.
- Compressed air System.
- Drinking Water and Liquid food supply.
- Gardening, Agriculture, Horticulture.
- Industrial Chemical Transportation
- System Specially for Pharmaceutical
- Industry, Food Industry & Chemical Industry

PPR
ALLROUNDER
SERIES



(SPECIALLY DESIGNED) TRIPLE LAYER PPR DIE HEAD

FEATURES OF TRIPLE LAYER PPR PIPE PLANT

- UV Resistant Outer Layer.
- Anti-microbial Inner Layer.
- ISI/BIS/DIN Standard.
- Low Energy Consumption.

INDIA'S FIRST
3 LAYER PPR PIPE
EXTRUSION SYSTEM

UV STABILIZED
OUTER LAYER
PPR MIDDLE
LAYER
ANTI MICROBIAL
INNER LAYER




MODEL	LAYER	SCREW DIA (MM)	L:D RATIO	MAIN MOTOR (KW)	MAX. OUTPUT (KG/HR.)	PIPE RANGE (MM)
SMT-65X45X45X30-PPR-110	THREE LAYER ABC TYPE	65+45+45	33:1	37+7.5+11	150	16-110
SMT-75X45X45X30-PPR-110	THREE LAYER ABC TYPE	75+45+45	33:1	75+11+15	300	20-110
SMT-75X45X45X30-PPR-200	THREE LAYER ABC TYPE	75+45+45	33:1	75+11+15	300	20-200
SMT-75X65X65X30-PPR-200	THREE LAYER ABC TYPE	75+65+65	33:1	110+45+45	550	20-200
SMT-90X45X45X30-PPR-200	THREE LAYER ABC TYPE	90+45+45	33:1	160+15+18	550	20-200

** Aforesaid Machine Models may vary due to customised requirement and continuous R&D.



HDPE-PE PIPE EXTRUSION SYSTEM



SINGLE DOWNSTREAM

MODEL	LAYER	SCREW DIA (MM)	L:D RATIO	MAIN MOTOR (KW)	MAX. OUTPUT (KG/HR.)	PIPE RANGE (MM)
SMT-65X30-HD-110	SINGLE LAYER	65	33:1	37	150	16-110
SMT-75X30-HD-110	SINGLE LAYER	75	33:1	55, 75	200, 300	20-110
SMT-75X30-HD-200	SINGLE LAYER	75	33:1	55, 75	200, 300	20-200
SMT-75X30-HD-250	SINGLE LAYER	75	33:1	110, 160	400, 500	63-250
SMT-75X30-HD-315	SINGLE LAYER	75	33:1	110, 160	400, 500	63-315
SMT-75X30-HD-450	SINGLE LAYER	75	33:1	110, 160	400, 500	110-450
SMT-75X30-HD-630	SINGLE LAYER	75	40:1	200	750	250-630
SMT-75X30-HD-710	SINGLE LAYER	75	40:1	200	750	315-710
SMT-90X30-HD-200	SINGLE LAYER	90	33:1	110, 160	450, 600	50-200
SMT-90X30-HD-250	SINGLE LAYER	90	33:1	110, 160	450, 600	63-250
SMT-90X30-HD-315	SINGLE LAYER	90	33:1	110, 160	450, 600	63-315
SMT-90X30-HD-450	SINGLE LAYER	90	33:1	110, 160	450, 600	110-450
SMT-90X30-HD-630	SINGLE LAYER	90	33:1	160	600	250-630
SMT-90X30-HD-710	SINGLE LAYER	90	33:1	160	600	315-710
SMT-120X30-HD-1200	SINGLE LAYER	120	38:1	355	1200	500-1200

** Aforesaid Machine Models may vary due to customised requirement and continuous R&D.

FIELDS OF APPLICATION OF HDPE PIPE

Irrigation, Potable water, suction & delivery pipe, Industrial wastage transportation, Chemical & Water Industry, Telecom Industry etc.




**HDPE
ALLROUNDER
SERIES**

MODEL	LAYER	SCREW DIA (MM)	L:D RATIO	MAIN MOTOR (KW)	MAX. OUTPUT (KG/HR.)	PIPE RANGE (MM)
SMT-65X45X45X30-HD-110	THREE LAYER ABC TYPE	65+45+45	33:1	37+7.5+11	180	16-110
SMT-75X45X45X30-HD-110	THREE LAYER ABC TYPE	75+45+45	33:1	75+11+15	350	20-110
SMT-75X45X45X30-HD-200	THREE LAYER ABC TYPE	75+45+45	33:1	75+11+15	350	20-200
SMT-75X45X45X30-HD-250	THREE LAYER ABC TYPE	75+45+45	33:1	75+11+15	350	63-250
SMT-75X45X45X30-HD-315	THREE LAYER ABC TYPE	75+45+45	33:1	110+15+18	450	63-315
SMT-75X45X45X30-HD-450	THREE LAYER ABC TYPE	75+45+45	33:1	110+15+18	450	110-450
SMT-75X65X65X30-HD-250	THREE LAYER ABC TYPE	75+65+65	33:1	110+45+45	600	63-250
SMT-75X65X65X30-HD-315	THREE LAYER ABC TYPE	75+65+65	40:1	200+45+45	800	63-315
SMT-75X65X65X30-HD-450	THREE LAYER ABC TYPE	75+65+65	40:1	200+45+45	800	110-450
SMT-75X65X65X30-HD-560	THREE LAYER ABC TYPE	75+65+65	40:1	200+45+45	800	250-560
SMT-75X65X65X30-HD-710	THREE LAYER ABC TYPE	75+65+65	40:1	200+45+45	800	315-710
SMT-90X45X45X30-HD-200	THREE LAYER ABC TYPE	90+45+45	33:1	160+15+18	600	20-200
SMT-90X45X45X30-HD-315	THREE LAYER ABC TYPE	90+45+45	33:1	160+15+18	600	63-315
SMT-90X45X45X30-HD-450	THREE LAYER ABC TYPE	90+45+45	33:1	160+15+18	600	110-450
SMT-90X65X65X30-HD-710	THREE LAYER ABC TYPE	90+65+65	33:1	160+45+45	800	450-710
SMT-120X65X65X30-HD-1200	THREE LAYER ABC TYPE	120+65+65	38:1	355+45+45	1200	500-1200

** Aforesaid Machine Models may vary due to customised requirement and continuous R&D.

HDPE-PE PIPE TWIN LINE EXTRUSION SYSTEM



FIELDS OF APPLICATION OF HDPE PIPE

Irrigation, Potable water, suction & delivery pipe, Industrial wastage transportation, Chemical & Water Industry, Telecom Industry etc.

OUTSTANDING ELEMENTS OF OUR TWIN LINE

PRODUCTION
16 to 19 TONNES/DAY GUARANTEED

POWER CONSUMPTION
0.25 to 0.27 UNIT/KG

FEATURES

- Required Low Space In Length And Width (180feet X15feet).
- Low Manpower Required.
- Fully Weight Control And Automated Plant.
- Can Use 80-90% RP Material Guaranteed.
- Fully Digital Controlled Plant To Help To Find Costing Per Kg Of Labour, Electrical And Production Cost Etc.



SMT HD/PP RP GRANULES MIXER

UNILAYER

MODEL	DOWNSTREAM	LAYER	SCREW DIA (MM)	L:D RATIO	MAIN MOTOR (KW)	MAX. OUTPUT (KG/HR.)	PIPE RANGE (MM)
SMT-75X30-HD-TDS-50	DUAL-CD-510	SINGLE LAYER	75	33:1	75	300	20-50
SMT-75X30-HD-TDS-110	DUAL-CD-510	SINGLE LAYER	75	40:1	200	750	20-110
SMT-75X30-HD-TDS-200	DUAL-CD-770	SINGLE LAYER	75	40:1	200	750	40-200
SMT-90X30-HD-TDS-110	DUAL-CD-510	SINGLE LAYER	90	33:1	160	600	20-110

MULTI LAYER

MODEL	DOWNSTREAM	LAYER	SCREW DIA (MM)	L:D RATIO	MAIN MOTOR (KW)	MAX. OUTPUT (KG/HR.)	PIPE RANGE (MM)
SMT-75X45X45X30-HD-TDS-50	DUAL-CD-510	THREE LAYER ABC TYPE	75+45+45	33:1	75+11+15	350	20-50
SMT-75X65X65X30-HD-TDS-110	DUAL-CD-510	THREE LAYER ABC TYPE	75+65+65	40:1	200+45+45	800	20-110
SMT-75X65X65X30-HD-TDS-200	DUAL-CD-770	THREE LAYER ABC TYPE	75+65+65	40:1	200+45+45	800	40-200
SMT-90X65X65X30-HD-TDS-110	DUAL-CD-510	THREE LAYER ABC TYPE	90+65+65	33:1	160+45+45	800	20-110

** Aforesaid Machine Models may vary due to customised requirement and continuous R&D.



PPR/PEX/PERT/PE-ALUMINIUM-PE/PERT/PEX/PPR COMPOSITE PIPE EXTRUSION SYSTEM

The PPR/PEX/PERT/PE-AL-PE/PERT/PEX/PPR pipe is composed of one metallic layer, two layers of the same polymeric adhesive and two layers of same polyethylene. The inner and outer PE layers-are bonded to metallic layer (aluminium tube) by polymeric adhesive during extrusion process.

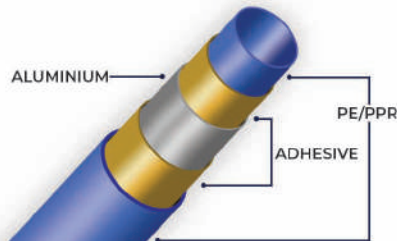
This composite pipes have some good characteristics, such as no deformation under high temperature and pressure in long time; excellent oxygen resistance, high mechanical properties, sanitary, corrosion resistance, low thermal conductivity, long life span etc. It's suitable for buiding systems in hot and cold water, floor heating system and air conditioning system.

MODEL HIGHLIGHTS

Raw material	: PE granules, Aluminium Strip
Products	: PPR/PEX/PERT/PE-AL-PE/PERT/PEX/PPR Pipe
Layout	: For pipe range ½" to 2"
Extruder	: SMT-45X45X45X45
Output	: 120-150 kg/hr.



FIELDS OF APPLICATIONS OF PPR/PEX/PERT/PE-AL-PE/PERT/PEX/PPR PIPE PIPE :

Hot and Cool Water Gas pipe and other usage.



FEATURES OF PPR/PEX/PERT/PE-AL-PE/PERT/PEX/PPR PIPE MACHINE:

- ♦ Overlap welding plastic aluminum composite pipe production machine, with advanced technology and plenty practical experience.
- ♦ Ultrasonic welding technology for aluminum pipe welding, with firm and even welding seam.
- ♦ Al pipe forming mold and co-extrusion die head mold are further optimized based on our years experience and manufactured by precise CNC machine, greatly increasing the pipe forming accuracy and production speed.
- ♦ mitsubishi programmable PLC control with big color touch screen. Having multi-point close-loop control and synchronous system, which ensure the easy and reliable operation of the line.
- ♦ Production line series: PEX-AL-PEX, PERT-AL-PERT, PPR-AL-PPR, PE-AL-PE etc.






CONICAL TWIN SCREW CPVC & UPVC PIPE PLANT (CPVC PIPE & PROFILE EXTRUSION SYSTEM)

Sai Machine Tools Pvt. Ltd. produces a wide range of plastic pipe extrusion system and accessories for rigid PVC pipes.

PVC
ALLROUNDER
SERIES

FEATURES OF UPVC & CPVC PIPE PLANT

- Low Price High Performance.
- High Performance conical twin screw-barrel set and gear box.
- Twin Die with extruder capacity 450kg/hr.
- All Rounder design with Triple chrome plated Die Head.



**SAME EXTRUDER CAN BE USE
FOR PROCESSING OF**

CPVC

AS WELL AS

UPVC


FIELDS OF APPLICATION OF UPVC & CPVC PIPE

- Best suited for extreme climatic conditions.
- Industrial Fluids transportation pipe lines.
- Chemical transportations pipe lines.
- Hot & Cold water distribution systems.
- Water & Waste water treatment plants.


MODEL	SCREW TYPE	DOWN STREAM	SCREW DIA (MM)	MAIN MOTOR (KW)	MAX. OUTPUT (KG/HR.)	PIPE RANGE
SMT-65/132(β)-200	TWIN SCREW-C	SINGLE	65/132	55	250-350	2" – 8"
SMT-65/132(β)-TDS-50	TWIN SCREW-C	DUAL-CD-200	65/132	55	250-350	1/2" – 2"
SMT-80/156-TDS-110	TWIN SCREW-C	DUAL-CD-510	80/156	75	400-500	1/2" – 4"

** Aforesaid Machine Models may vary due to customised requirement and continuous R&D.

PARALLEL TWIN SCREW PVC/RPVC PIPE & PROFILE PLANT




TWIN DIE HEAD



RPVC PIPE PLANTS-PARALLEL TYPE

FIELDS OF APPLICATION OF RPVC PIPE

Tube Well Casing, industrial waste & Chemical Drain, Domestic Plumbing, Sewage/Drainage/ Rainwater, Irrigation, Electrical conduits. Door-Window Profile, Industrial Profile, household Racks and Panels, Casing Capping.



MODEL	SCREW TYPE	DOWNSTREAM	SCREW DIA (MM)	L:D RATIO	MAIN MOTOR (KW)	MAX. OUTPUT (KG/HR.)	PIPE RANGE (MM)
SMT-52/18V-110	TWIN SCREW-P	SINGLE	52	18:1	11	110	20-110
SMT-52/25V-110	TWIN SCREW-P	SINGLE	52	25:1	18	150	20-110
SMT-65/18V-200	TWIN SCREW-P	SINGLE	65	18:1	18	200	20-200
SMT-65/22V-250	TWIN SCREW-P	SINGLE	65	22:1	30	250	63-250
SMT-90/22V-315	TWIN SCREW-P	SINGLE	90	22:1	55	450	90-315
SMT-65/18V-TDS-50	TWIN SCREW-P	DUAL-CD-200	65	18:1	18	200	16-50
SMT-65/22V-TDS-50	TWIN SCREW-P	DUAL-CD-200	65	22:1	30	250	16-50
SMT-65/22V-TDS-110	TWIN SCREW-P	DUAL-CD-510	65	22:1	30	250	20-110
SMT-90/22V-TDS-125	TWIN SCREW-P	DUAL-CD-510	90	22:1	55	450	50-125
SMT-92/28V-TDS-125	TWIN SCREW-P	DUAL-CD-510	92	28:1	75	700	63-125
SMT-92/28V-TDS-200	TWIN SCREW-P	DUAL-CD-770	92	28:1	75	700	63-200
SMT-110/28V-TDS-125	TWIN SCREW-P	DUAL-CD-510	110	28:1	110	900	63-125
SMT-110/28V-TDS-200	TWIN SCREW-P	DUAL-CD-770	110	28:1	110	900	63-200

RPVC PIPE PLANTS-CONICAL TYPE

MODEL	SCREW TYPE	DOWN STREAM	SCREW DIA (MM)	MAIN MOTOR (KW)	MAX. OUTPUT (KG/HR.)	PIPE RANGE
SMT-51/105-110	TWIN SCREW-C	SINGLE	51/105	18.5	100-125	16-110
SMT-65/132(a)-200	TWIN SCREW-C	SINGLE	65/132	37	250-300	63-200
SMT-65/132(β)-200	TWIN SCREW-C	SINGLE	65/132	55	350-400	63-200
SMT-65/132(β)-250	TWIN SCREW-C	SINGLE	65/132	55	350-400	63-250
SMT-65/132(β)-315	TWIN SCREW-C	SINGLE	65/132	55	350-400	63-315
SMT-51/105-TDS-50	TWIN SCREW-C	DUAL-CD-200	51/105	18.5	100-125	16-50
SMT-65/132-TDS-50	TWIN SCREW-C	DUAL-CD-200	65/132	37	250-300	16-50
SMT-65/132(β)-TDS-125	TWIN SCREW-C	DUAL-CD-510	65/132	55	350-400	40-125
SMT-65/132(β)-TDS-200	TWIN SCREW-C	DUAL-CD-770	65/132	55	350-400	50-200
SMT-80/156-TDS-200	TWIN SCREW-C	DUAL-CD-770	80/156	75	450-550	63-200

** Aforesaid Machine Models may vary due to customised requirement and continuous R&D.

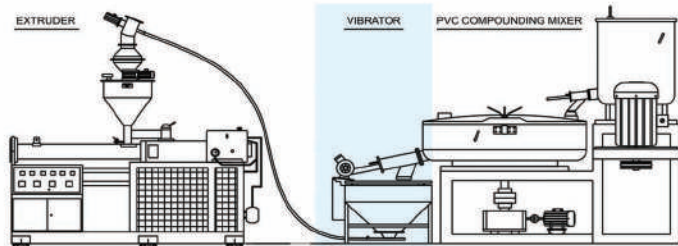


PVC COMPOUNDING MIXER

The PVC mixer machines are widely used in mixing, drying, coloring for all kinds of resin such as PVC, PP, PE. This high speed mixer can also be applied in dryness of ABS, polycarbonate, and mixing hydroxybenzene, Alde Hyde resin. PVC Mixer unit is composed of one hot mixing pot and one cooling pot, the materials from hot mixer will be filled into the cooling mixer automatically, so it eliminates humidity, and protects from agglomeration.



**MATERIAL LOADER
SPRING LOADER** for all Model



MODEL	PRODUCT CODE	MOTOR HP (HOT MIXER)	MOTOR HP (COLD MIXER)	BATCH CAPACITY HOT MIXER	CAPACITY COLD MIXER (Ltrs)	CAPACITY (KG/HR)	DISCHARGE METHOD
SMT-HCM-50	PC-62000+63000	30	7.5	50 KG	450 Ltr	250	Automatic
SMT-HCM-80	PC-67000+63000	50	7.5	80 KG	450 Ltr	400	Automatic
SMT-HCM-150	PC-128000+129000	75	10	150 KG	850 Ltr	750	Automatic
SMT-HCM-300	-	220	25	300 KG	2000 Ltr	1500	Automatic
SMT-HM-50 (RPVC)	PC-62000	30	NA	50 KG	NOT APPL.	50	Automatic
SMT-HM-50 (SPVC)	PC-510000	30	NA	50 KG	NOT APPL.	50	Automatic

** Aforesaid Machine Models may vary due to customised requirement and continuous R&D.

PULVERISER

SMT make Pulverizer is designed for pulverizing of semi rigid, brittle and impact resistance materials where a powdered product is required. Granulated plastic materials are fed via vibratory feeder into the mill. High speed mill grinds the materials and suction system draws the materials from mill. With the help of proper metering and various screening system desired powder quality to be achieved. Coarse materials from the screen are re-entering into the mill via closed-loop system. Typical applications are the pulverizing of LDPE, LLDPE, RPVC, HDPE, UPVC, PC and various other plastics.

MODEL FEATURES

- Heavy duty sturdier design.
- Better fine materials according to application of plasticizing.
- High output with low power consumption.
- Output Powder size 18-35mm.
- Grinding disc of special materials for longer life.
- Easy to operate.
- Less manpower requirements.
- Compact design and minimum space utilization.



MODEL	DISK DIA (MM)	MAIN MOTOR (KW)	OUTPUT (KG/HR)
SMT 50	300	11	50-70
SMT 100	300	18	100-120
SMT 200	600	30	200-250
SMT 300	600	45	300-350

** Aforesaid Machine Models may vary due to customised requirement and continuous R&D.



SHREDDER, CONVEYOR & GRINDER RECYCLING SOLUTION



PIPE SHREDDER

FEATURES OF PIPE SHREDDER

- Can process pipes up to 450 MM diameter without pre-cutting.
- Can process pipes up to 710 MM diameter after cutting.
- Bundles of small diameter pipes & profiles can be fed.
- Fully automatic and Low power consumption.
- Accurate safety systems.

MODEL : SMT-SHR-300

Type	: Single Shaft Shredder
Pipe Size	: Suitable for pipes up to Ø 450 mm
Lump Size	: Lumps of weight 7 to 8 kg
Capacity	: 250-300Kgs/hr
Rotor Speed	: 83RPM
Rotor Blades	: 28+4 pcs
Stationery Blade	: 2+2 Pc
Main Motor	: 40HP (30KW)
Throat opening	: 450 x 540mm
Screen Size	: Ø32-40mm.



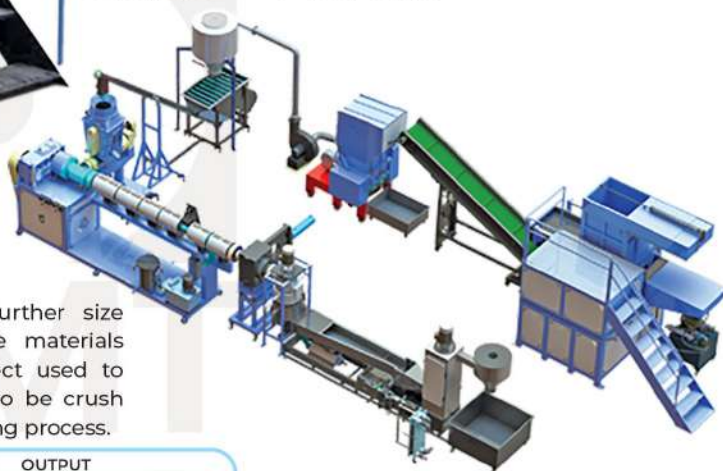
GRINDER

FEATURES OF GRINDER

The Grinder is the next further size reduction equipment. Some materials after shredding can be direct used to granulate but some needs to be crush further to be ready for recycling process.

MODEL	PIPE RANGE (mm)	POWER (kw)	OUTPUT kgs/hr	TYPE
SMT SG-110	19-110	11	100	CUTTING
SMT SG-200	25-200	18	200	HAMMERING
SMT SG-350	50-315	30	300	HAMMERING

SMT presents an array of grinders to tackle all your plastic pipe recycling needs. Whether processing PVC, PP or HDPE pipe we have special pipe feed grinders to turn your off spec pipe back into useable regrind.





PELLETIZING PLANT RECYCLING SYSTEM

FIELDS OF APPLICATION OF PELLETIZING PLANT RECYCLING SYSTEM

- Road waste, Factory waste, Waste of Film, Raffia, Moulded Articles, Pipe, Sheet etc.



RECYCLING PLANTS (SINGLE STAGE), for HDPE (FILM, PIPE), ROAD WASTE

MODEL	SCREW DIA (MM)	LD RATIO	MOTOR (HP)	GRANULATION METHOD	OUTPUT (KG/HR.)	VENTING AND DEGASSING	SIDE FEEDER WITH SCREW CONVEYOR
SMT-100REC-150	100	28:1	60	STRAND PELLETIZER	150	N. A.	N. A.
SMT-100REC-DFC-150	100	28:1	60	DIE FACE CUTTER	150	N. A.	N. A.
SMT-95/35REC-DFC-250	95/35	35:1	75	DIE FACE CUTTER	250	Vent Port	AVAILABLE
SMT-95/35REC-250	95/35	35:1	75	STRAND PELLETIZER	250	Vent Port	AVAILABLE
SMT-120/30REC-350	120/30	30:1	100	STRAND PELLETIZER	350	Vent Port	AVAILABLE
SMT-120/30REC-DFC-350	120/30	30:1	100	DIE FACE CUTTER	350	Vent Port	AVAILABLE
SMT-120/36REC-500	120/36	36:1	150	STRAND PELLETIZER	500	Vent Port	AVAILABLE
SMT-120/36REC-DFC-500	120/36	36:1	150	DIE FACE CUTTER	500	Vent Port	AVAILABLE

** Aforesaid Machine Models may vary due to customised requirement and continuous R&D.

SINGLE STAGE PELLETIZING MACHINE



RECYCLING PLANTS (MULTI STAGE) MOTHER-BABY for LLDPE (FILM, PIPE), HDPE (FILM, PIPE), ROAD WASTE


MODEL	SCREW DIA (MM)	LD RATIO	MOTOR (HP)	GRANULATION METHOD	OUTPUT (KG/HR.)	VENTING AND DEGASSING	SIDE FEEDER WITH SCREW CONVEYOR
SMT-95X100REC-250	95X100	35:1	75+20	STRAND PELLETIZER	250	AVAILABLE	AVAILABLE
SMT-95X100REC-DFC-250	95X100	35:1	75+20	DIE FACE CUTTER	250	AVAILABLE	AVAILABLE
SMT-120/30X120REC-350	120/30X120	30:1	100+30	STRAND PELLETIZER	350	AVAILABLE	AVAILABLE
SMT-120/30X120REC-DFC-350	120/30X120	30:1	100+30	DIE FACE CUTTER	350	AVAILABLE	AVAILABLE
SMT-120/36X120REC-500	120/36X120	36:1	150+30	STRAND PELLETIZER	500	AVAILABLE	AVAILABLE
SMT-120/36X120REC-DFC-500	120/36X120	36:1	150+30	DIE FACE CUTTER	500	AVAILABLE	AVAILABLE

** Aforesaid Machine Models may vary due to customised requirement and continuous R&D.



Latest and advanced **Fibre Laser Punching/Perforation** machine suitable for 60 meter per minute Line Speed with computerized graphic control device (computer interface suitable for 60 MPM punching) and with 2 HP geared nip as primary Take-Off functioning with 1 ton chiller.

Drip holes in Rain Pipe are made with Nano Punching technology to ensure uniform flow of water every side.



Three station winder with 2HP variable torque drive (make ABB) suitable to Winding Rain Pipe as well as LLDPE delivery Pipe.

FEATURES

- ABA design for up to 70% RP Consumption.
- PLC & HMI operated machine.
- Hopper Loader dryer.
- Compact Design & Low power consumption.
- 60 MPM High Speed with Fibre Laser Punching.
- Space Requirement Length 15 Mtr x Width 3.5 Mtr x Height 4 Mtr.
- Suitable to produce rain Pipe, Low thickness Delivery HDPE Pipe & LLDPE lay flat Delivery Hose Pipe.
- Three Station Coiler for Easy and comfortable operation.



EXTRUDER	FUNCTION	SCREW DIA (MM)	MOTER CAPACITY (HP)	DRIVE	MAX. OUTPUT (KG/HR.)	LINE SPEED (MPM)
SMT-65	MAIN EXTRUDER	65	40	40 HP AC VFD	60-120	60
SMT-45	COATING EXTRUDER	45	25	25 HP AC VFD	40-50	60
SMT-20	JOCKEY EXTRUDER	20	02	W75	1-2	60



** Aforesaid Machine Models may vary due to customised requirement and continuous R&D.



SINGLE SCREW RPVC PIPE & PROFILE PLANT

FIELDS OF APPLICATION OF RPVC PIPE & PROFILE

Tube Well Casing, industrial waste & Chemical Drain, Domestic Plumbing, Sewage/Drainage/ Rainwater, Irrigation, Electrical Conduits.
Door -Window Profile, Industrial Profile, household Racks and Panels, Casing Capping.



(Applicable - IS-4985: 2000)

MODEL	SCREW TYPE	SCREW DIA (MM)	L:D RATIO	MAIN MOTOR (KW)	MAX. OUTPUT (KG/HR.)	PIPE RANGE (MM)
SMT-65RPVC-110	SINGLE SCREW	65	24:1	11	50	16-110
SMT-75RPVC-110	SINGLE SCREW	75	24:1	18	80	16-110
SMT-90RPVC-200	SINGLE SCREW	90	24:1	22	100	50-200

** Aforesaid Machine Models may vary due to customised requirement and continuous R&D.

SUCTION HOSE PIPE EXTRUSION SYSTEM



FIELDS OF APPLICATION OF SOFT PVC BRAIDED HOSE

• Water Supply in Agriculture and Irrigation and Conveyance and Delivery of waste, slurry, sludge, Industrial & Domestic water, Chemical & Gas Supply, Pneumatic system etc.



MODEL	SCREW DIA (MM)	MOTOR (KW)	MAX. OUTPUT (KG/HR)	PIPE RANGE (MM)
SMT-50X50 Sch	50 X 50	7.5+7.5	50	1/2" To 2 1/2"
SMT-50X65 Sch	50 X 65	7.5+11	60	1" To 4"
SMT-65X65 Sch	65 X 65	11+11	80	1" To 6"
SMT-65X75 Sch	65 X 75	11+15	95	2" To 8"
SMT-75X75 Sch	75 X 75	15+15	120	2" To 8"
SMT-75X90 Sch	75 X 90	15+22	160	3" To 10"



** Aforesaid Machine Models may vary due to customised requirement and continuous R&D.



SOFT PVC GARDEN TUBING PIPE EXTRUSION SYSTEM

FIELDS OF APPLICATION OF SOFT PVC GARDEN TUBING LINE

Irrigation, Potable water, suction & delivery pipe, industrial wastage transportation, Chemical & Water Industry, Telecom Industry etc.




MODEL	SCREW DIA (MM)	LD RATIO	MOTOR (KW)	MAX. OUTPUT (KG/HR.)	PIPE RANGE (MM)
SMT-65-SPVC	65	24:1	11	50	16-50
SMT-75-SPVC	75	24:1	11	80	16-50
SMT-90-SPVC	90	24:1	30	100	16-50
SMT-90X45-SPVC (ZEBRA)	90+45	24:1	30 + 7.5	120	16-50

** Aforesaid Machine Models may vary due to customised requirement and continuous R&D.

SOFT PVC BRAIDED HOSE PIPE EXTRUSION SYSTEM

FIELDS OF APPLICATION OF SOFT PVC BRAIDED HOSE PIPE LINE

Industrial & Domestic water, Chemical & Gas Supply, Pneumatic system etc.



MODEL	SCREW DIA (MM)	MOTOR (KW)	MAX. OUTPUT (KG/HR.)	PIPE RANGE (MM)
SMT-50X65 SPBH	50 X 65	7.5+11	40	1/2" To 2"
SMT-65X65 SPBH	65 X 65	11+11	80	1/2" To 2"
SMT-65X75 SPBH	65 X 75	11+15	95	1" To 3"
SMT-75X75 SPBH	75 X 75	15+15	120	2" To 8"
SMT-75X90 SPBH	75 X 90	15+22	160	3" To 10"

** Aforesaid Machine Models may vary due to customised requirement and continuous R&D.

POST EXTRUSION EQUIPMENTS TANKS



VACUUM SIZING TANK




MODEL	PIPE RANGE (MM)	LENGTH OF TANK	MOC	VACUUM PUMP (KW)	WATER PUMP (KW)	SHAPE	PRODUCT CODE
SMT-VST-110	20 mm TO 110 mm	9 Mtr	Stainless Steel	2.2 X 2	3.7 X 2 NOS.	Octagonal	PC-51000
SMT-VST-200	20 mm TO 200 mm	8 Mtr	Stainless Steel	NOS.	3.7 & 5.5	Octagonal	PC-327000
SMT-VST-250	32 mm TO 250 mm	8 Mtr	Stainless Steel	2.2 & 3.7	3.7 & 5.5	Octagonal	PC-330000
SMT-VST-315	63 mm TO 315 mm	8.5 Mtr	Stainless Steel	2.2 & 3.7	5.5 & 7.5	Octagonal	PC-335000
SMT-VST-400	110 mm TO 400 mm	9 Mtr	Stainless Steel	3.7 X 2	5.5 & 7.5	Octagonal	PC-331000
SMT-VST-500	200 mm TO 500 mm	9 Mtr	Stainless Steel	NOS.	5.5 & 7.5	Octagonal	PC-332000
SMT-VST-710	450 mm TO 710 mm	9 Mtr (2+7)	Stainless Steel	3.7 X 2	5.5 X 6 NOS.	Circular	PC-408000
SMT-VST-1200	500 mm TO 1200 mm	9 Mtr (2+7)	Stainless Steel	NOS.	7.5 X 6 NOS.	Circular	PC-596000
SMT-TVST-110-CD-510	20 mm TO 110 mm	9 Mtr	Stainless Steel	3.7 X 2	3.7 X 4 NOS.	Octagonal	PC-556000
SMT-TVST-200-CD-770	20 mm TO 200 mm	9 Mtr	Stainless Steel	2.2 X 2 NOS. 3.7 X 2 NOS.	3.7 X 2 NOS. 5.5 X 2 NOS.	Octagonal	PC-804800

** Aforesaid Machine Models may vary due to customised requirement and continuous R&D.

SPRAY COOLING TANK



TWIN LINE COOLING TANK



MODEL	PIPE RANGE (MM)	LENGTH OF TANK	MOC	SPRAY PUMP (KW)	SHAPE	PRODUCT CODE
SMT-SCT-110	20 mm TO 110 mm	6 M	Stainless Steel	2.2	Octagonal	PC-304000
SMT-SCT-200	20 mm TO 200 mm	6 M	Stainless Steel	2.2	Octagonal	PC-305000
SMT-SCT-250	32 mm TO 250 mm	6 M	Stainless Steel	3.7	Octagonal	PC-350000
SMT-SCT-315	63 mm TO 315 mm	6 M	Stainless Steel	2.2 X 2 NOS.	Octagonal	PC-383000
SMT-SCT-400	110 mm TO 400 mm	6 M	Stainless Steel	3.7 X 2 NOS.	Octagonal	PC-340000
SMT-SCT-500	200 mm TO 500 mm	6 M	Stainless Steel	3.7 X 2 NOS.	Octagonal	PC-77000
SMT-SCT-710	450 mm TO 710 mm	6 M	Stainless Steel	5.5 X 2 NOS.	CIRCULAR	PC-409000
SMT-SCT-1200	500 mm TO 1200 mm	5 M	Stainless Steel	5.5 X 2 NOS.	CIRCULAR	PC-587000
SMT-TSCT-110-CD-510	20 mm TO 110 mm	6 M	Stainless Steel	2.2 X 2 NOS.	Octagonal	PC-290000
SMT-TSCT-200-CD-770	20 mm TO 200 mm	6 M	Stainless Steel	2.2 X 2 NOS.	Octagonal	PC-667000

** Aforesaid Machine Models may vary due to customised requirement and continuous R&D.




POST EXTRUSION EQUIPMENTS HAUL OFF




SIDE VIEW OF DUAL HDPE PIPE HAUL-OFF



SIDE VIEW OF FOUR JAW HAUL OFF



SIDE VIEW OF TEN JAW HAUL OFF



MODEL	PRODUCT CODE	PIPE RANGE (MM)	NO. OF JAWS	TRANSMISSION TYPE	MOTOR POWER (KW)	CONTACT LENGTH (MM)	LINE SPEED (MPM)
SMT-TTU-75	PC-99000	16 mm TO 75 mm	2	BELT	2.0 X 02 NOS.	800	0 - 27
SMT-TTU-110	PC-345000	20 mm TO 110 mm	2	CHAIN	2.0 X 02 NOS.	1300	0 - 15
SMT-TTU-200	PC-345000	20 mm TO 200 mm	2	CHAIN	2.0 X 02 NOS.	1300	0 - 15
SMT-TTU-250	PC-345000	32 mm TO 250 mm	2	CHAIN	2.0 X 02 NOS.	1300	0 - 15
SMT-TTU-315	PC-86000	63 mm TO 315 mm	3	CHAIN	2.0 X 03 NOS.	1450	0 - 6
SMT-TTU-400	PC-101000	110 mm TO 400 mm	4	CHAIN	2.0 X 04 NOS.	1450	0 - 5
SMT-TTU-630	PC-168000	200 mm TO 630 mm	6	CHAIN	2.0 X 06 NOS.	1450	0 - 5
SMT-TTU-710	PC-412000	450 mm TO 710 mm	8	CHAIN	2.0 X 08 NOS.	1650	0 - 3
SMT-TTU-1200	PC-588000	500 mm TO 1200 mm	10	CHAIN	2.0 X 10 NOS.	2200	0 - 3
SMT-TTU-110TWIN-CD-510	PC-177000	20 mm TO 110 mm	2+2	CHAIN	2.0 X 04 NOS.	1300	0 - 9.5
SMT-TTU-200TWIN-CD-770	PC-663000	20 mm TO 200 mm	2+2	CHAIN	2.0 X 04 NOS.	1300	0 - 15

** Aforesaid Machine Models may vary due to customised requirement and continuous R&D.


POST EXTRUSION EQUIPMENTS CUTTERS




UP STROKE CUTTER



PLANETARY
SAW CUTTER



PROFILE CUTTER



TWIN LINE PIPE CUTTER



DUST LESS CUTTER



MODEL	PRODUCT CODE	PIPE RANGE (MM)	MOTOR POWER (KW)	CUTTING FUNCTION
SMT-CUT-50-US	PC-23000	16 MM TO 50 MM	0.75	UP STROKE (SAW)
SMT-CUT-110-US	PC-464000	20 MM TO 110 MM	1.5	UP STROKE (SAW)
SMT-CUT-75-DLC-MINI	PC-518000	20 MM TO 50 MM	1.5	PLANETARY DUSTLESS (SAW)
SMT-CUT-110-DLC	PC-339000	32 MM TO 110 MM	1.5	PLANETARY DUSTLESS (SAW)
SMT-CUT-200-US	PC-559000	20 MM TO 200 MM	2.2	UP STROKE (SAW)
SMT-CUT-200-DLC	PC-554000	50 MM TO 200 MM	2.2	PLANETARY DUSTLESS (SAW)
SMT-CUT-250-US	PC-159000	32 MM TO 250 MM	2.2	UP STROKE (SAW)
SMT-CUT-250-DLC	PC-341000	63 MM TO 250 MM	2.2	PLANETARY DUSTLESS (SAW)
SMT-CUT-315-US	PC-594000	63 MM TO 315 MM	2.2	UP STROKE (SAW)
SMT-CUT-PL-315-DLC	PC-480000	110 MM TO 315 MM	2.2	PLANETARY DUSTLESS (KNIFE)
SMT-CUT-PL-400-DLC	PC-480000	110 MM TO 400 MM	2.2	PLANETARY DUSTLESS (KNIFE)
SMT-CUT-PL-630-DLC	PC-583000	200 MM TO 630 MM	2.2	PLANETARY DUSTLESS (KNIFE)
SMT-CUT-PL-710-DLC	PC-413000	450 MM TO 710 MM	2.2	PLANETARY DUSTLESS (KNIFE)
SMT-CUT-PL-1200-DLC	PC-800300	500 MM TO 1200 MM	2.2	PLANETARY DUSTLESS (KNIFE)
SMT-TCUT-110-DLC-CD-510	PC-513000	20 MM TO 110 MM	1.5 + 1.5	PLANETARY DUSTLESS (SAW)
SMT-TCUT-200-US-CD-770	PC-804700	20 MM TO 200 MM	2.0 + 2.0	UP STROKE (SAW)

** Aforesaid Machine Models may vary due to customised requirement and continuous R&D.



POST EXTRUSION EQUIPMENTS RPVC PIPE SLOTTING MACHINE



TECHNICAL SPECIFICATIONS

- Pipe Dia(mm) 40-180, 90-250, 110-350, 200-400.
- Pipe length - 3000mm.
- Per Stroke-280mm
- Indexing Type 3-5-6

RPVC PIPE SOCKETING MACHINE



FEATURES

- Size range : Linear Models 63-200, 90-250, 110-315 & Beyond.
- Size range : Rotary Models 19-25, 20-50, 32-75, 40-90, 63-110, 110-200.
- Power 3-13kw, Rotary & Linear bed type Models.
- SWR Socket : Fully Auto, Size- 75-110, 75-160.
- Can undertake output up to 450-550kg/hr.

MODEL	PRODUCT CODE	PIPE RANGE (MM)	FEEDING METHOD	SOCKET TYPE	OPERATION
SMT - PSM-50	PC-183000	20-25	MANUAL	PLAIN SOCKET	SEMI-AUTO
SMT - PSM-200	PC-3000	20-200	MANUAL	PLAIN SOCKET	SEMI-AUTO
SMT - SSM-110	PC-800400	75-110	MANUAL	SWR SOCKET, REPAIR COUPLER	SEMI-AUTO
SMT - APSM-50-3M	PC-805500	20-50	INDEX/ROTARY	PLAIN SOCKET	AUTOMATIC
SMT - APSM-50-6M	PC-806600	20-50	INDEX/ROTARY	PLAIN SOCKET	AUTOMATIC
SMT - APSM-DUAL-63	PC-707000	20-63	LINEAR BED	PLAIN SOCKET	AUTOMATIC
SMT - APSSM-110-RHS	PC-703000	50-110	LINEAR BED	SWR & PLAIN SOCKET	AUTOMATIC
SMT - APSSM-110-LHS	PC-706000	50-110	LINEAR BED	SWR & PLAIN SOCKET	AUTOMATIC
SMT - APSM-250	PC-708000	110-250	LINEAR BED	SWR & PLAIN SOCKET	AUTOMATIC
SMT - APSM-110-RHS	PC-711000	50-110	LINEAR BED	PLAIN SOCKET	AUTOMATIC
SMT - APSM-110-LHS	PC-712000	50-110	LINEAR BED	PLAIN SOCKET	AUTOMATIC
SMT - ESR-250	PC-181000	63-250	LINEAR BED	ESR & PLAIN SOCKET	AUTOMATIC
SMT - ESR-400	PC-247000	63-400	LINEAR BED	ESR & PLAIN SOCKET	AUTOMATIC




** Aforesaid Machine Models may vary due to customised requirement and continuous R&D.

POST EXTRUSION EQUIPMENTS HDPE PIPE FRICTION WELDING MACHINE



Our Heavy Duty MS – Structure, two Station Friction-welding, semi-automatic Machine can weld Head and Tail Part of Sprinkler at the same time accurately using 2 axis friction welding technology.



FEATURES

- Technologically Advanced Machine With
- 2 Axis Friction Welding.
- Semi-automatic Operation With
- Operator Safety.
- Welds All Sprinkler Pipes As Per 14151 As Per Coupler Design.
- Fitted With Brake Motor For Feed Adjustment And Coupler.
- Rotation With Dynamic Brake.
- Easy Quick Change Fixture For All The Above Sizes.



TIP TABLE



MODEL FEATURES


- Fully automatic with **Pneumatic Operation.**
- Metal welded frame.
- Central line adjustment.
- Special roller to avoid pipe surface scratches.
- Synchronized with pipe line speed.

MODEL	PRODUCT CODE	PIPE RANGE (MM)	CUTTING
SMT-KR-50	PC-24000	16 mm to 50 mm	3 MTR
SMT-KR-110	PC-186000	20 mm to 110 mm	6 MTR
SMT-KR-200	PC-186000	20 mm to 200 mm	6 MTR
SMT-KR-250	PC-94000	32 mm to 250 mm	6 MTR
SMT-KR-315	PC-94000	63 mm to 315 mm	6 MTR
SMT-KR-400	PC-160000	110 mm to 400 mm	6 MTR
SMT-KR-500	PC-160000	200 mm to 500 mm	6 MTR
SMT-KR-710	PC-418000	450 mm to 710 mm	6 MTR
SMT-KR-1200	PC-597000	500 mm to 1200 mm	6 MTR
SMT-TKR-110-CD-510	PC-533000	20 mm to 110 mm	6 MTR
SMT-TKR-200-CD-770	PC-665000	20 mm to 200 mm	6 MTR

** Aforesaid Machine Models may vary due to customised requirement and continuous R&D.



POST EXTRUSION EQUIPMENTS HDPE COILER



SMT COILERS

- Ensures precise and consistent coiling of pipes
- Designed for high-volume production and efficiency
- Increases productivity by reducing manual labour
- Minimizes the risk of human error and improves safety

We manufacture both Automatic and Semi-Automatic type coilers to suit your requirement of winding soft and semi-rigid tubes and pipes ranging from 12 mm to 110 mm which are available in different models.


Semi-Automatic coiler unit is equipped with proper clutch-control, AC VFD Control, torque control, electronic length counter meter suitable to coil HDPE Pipe, MDPE Gas Pipe, PLB (Pre-lubricated) Telecom Ducts size ranging from 40 mm to 110 mm.

Automatic (Pneumatic) coiler is equipped with Pneumatic collapsible arm with PLC/HMI control suitable for LLDPE, HDPE, PPR & MDPE pipe winding with digital pitch control through smart intelligence torque drive for smart winding of tube/pipe Dia ranging from 20 mm to 63 mm and 32 mm to 110 mm.



MODEL	PRODUCT CODE	PIPE RANGE (MM)	STATION	OPERATION	APPLICATION
Manual Coiler	PC-154000	40 mm to 110 mm	1-STATION	Manual	HDPE/MDPE Pipes
SMT-CLR-50	PC-93000	20 mm to 50 mm	2-STATION	Semi-Auto	PLB-HDPE/MDPE Pipes
SMT-CLR-110	PC-85000	40 mm to 110 mm	2-STATION	Semi-Auto	HDPE/MDPE Pipes
SMT-KL-50	PC-805700	20 mm to 50 mm	2-STATION	Auto-Pneumatic	HDPE/LLDPE/MDPE Pipes
SMT-KL-63	PC-353000	20 mm to 63 mm	2-STATION	Auto-Pneumatic	HDPE/LLDPE/MDPE Pipes
SMT-KL-110	PC-803300	32 mm to 110 mm	2-STATION	Auto-Pneumatic	HDPE/LLDPE/MDPE Pipes
SMT-50RAIN	PC-522000	20 mm to 50 mm	3-STATION	Automatic	LLDPE RAIN PIPE
SMT-KL-20	PC-205000	12 mm to 32 mm	2-STATION	Automatic	Round Drip Tube
SMT-ATSC-20	PC-410000	12 mm to 20 mm	2-STATION	Automatic	Round Drip Tube

** Aforesaid Machine Models may vary due to customised requirement and continuous R&D.



RPVC DIE HEADS

MODEL	PIPE RANGE (MM)	SUITABILITY	PRODUCT CODE
SMT-2NO-RPVC	16 mm-40 mm	SINGLE SCREW	PC-3500
SMT-3NO-RPVC	16 mm-110 mm	SINGLE SCREW	PC-1400
SMT-4NO-RPVC	20 mm-200 mm	SINGLE SCREW	PC-7600
SMT-DH75/110-RPVC	16 mm-75 mm	TWIN SCREW-P	PC-600
SMT-DH110/250-RPVC	16 mm to 110 mm	TWIN SCREW-P	PC-2300
SMT-DH200/400-RPVC	20 mm to 200 mm	TWIN SCREW-P&C	PC-200
SMT-DH250/600-RPVC	63 mm to 250 mm	TWIN SCREW	PC-400
SMT-DH315/600-RPVC	110 mm to 315 mm	TWIN SCREW	PC-900
SMT-DH-50-RPVC/CPVC	1/2" - 2"	TWIN SCREW-C	PC-12009
SMT-DH-110-RPVC/CPVC	2" - 6"	TWIN SCREW-C	PC-12014
SMT-TDH-50-RPVC/CPVC CD-200	20 mm to 50 mm	TWIN SCREW-C	PC-12005
SMT-TDH-110-RPVC CD-510	20 mm to 110 mm	TWIN SCREW-P	PC-11069/PC-11070
SMT-TDH-110-RPVC/CPVC CD-510	20 mm to 110 mm	TWIN SCREW-C	PC-12067

FEATURES

- Three Layer Coating Head
- Optimum strength
- Uniform melt homogeneity
- Selective temperature control
- Premium grade materials
- Highly durable
- Flawless finish
- Ideal residence time
- High output
- Optimized back pressure

HDPE DIE HEADS

MODEL	PIPE RANGE (MM)	LAYER	PRODUCT CODE
SMT-110/300	20 mm TO 110 mm	MONO LAYER/TWO LAYER/THREE LAYER	PC-12034/PC-11037/PC-11082
SMT-200/400	20 mm TO 200 mm	MONO LAYER/THREE LAYER	PC-12034/PC-11082
SMT-250/600	32 mm TO 250 mm	MONO LAYER/THREE LAYER	PC-12034/PC-11082
SMT-315/600	63 mm TO 315 mm	MONO LAYER/THREE LAYER	PC-12034/PC-11082
SMT-450/800	110 mm TO 450 mm	MONO LAYER/THREE LAYER	PC-12034/PC-11082
SMT-500/800	250 mm TO 500 mm	MONO LAYER/THREE LAYER	PC-500/PC-12006
SMT-710/1000	250 mm TO 710 mm	MONO LAYER/THREE LAYER	PC-11063/PC-12006
SMT-1200/1200	500 mm TO 1200 mm	MONO LAYER/THREE LAYER	PC-80200
SMT-110/300 TWIN	20 mm TO 110 mm (CD-510)	THREE LAYER	PC-12011
SMT-200/400 TWIN	20 mm TO 200 mm (CD-770)	THREE LAYER	PC-12037

** Aforesaid Machine Models may vary due to customised requirement and continuous R&D.

VACUUM SIZER/CALIBRATION TOOL



Only **SMT** has its own advanced in-house manufacturing facilities for making vacuum calibrators ranging from **2mm to 2000mm** in India.

The **Vacuum Sizer** is a crucial component in the production of high-density polyethylene (HDPE) pipes, playing a vital role in ensuring the accurate sizing and shaping of the pipes. It is designed to work in conjunction with the extrusion process to achieve the desired pipe dimensions and properties.



BLOWN FILM MONO & MULTI LAYER TUBING MACHINE

FILM PLANT (MULCHING FILM PLANT)
(GEOMEMBRANE PLANT)

extrusion.in
SAI
SMT




TECHNICAL SPECIFICATIONS

- Model : Monolayer / Multilayer (ABA , ABC TYPE)
- Material : HDPE/HMHDPE/LD/LLDPE
- Screw Dia : 35mm, 45mm, 65mm, 75mm, 90mm
- Thickness : 20 To 1200 Microns
- LFW : 600mm To 5500mm
- Output : 40kg/Hr To 1500 Kg/Hr



FEATURES

- Sheet Surface Without Warpage.
- Low Maintenance & Higher Output.
- Easy In Operation.
- High Gloss & Matt Finish Sheet.
- Very Competitive Production Cost .



Simplify Extrusion
We Make Extrusion Easy

SMT Leads the World with the First-Ever Ø1200mm HDPE Three-Layer Extrusion Line.



For More Information
Please Visit



www.extrusion.in

- **Experience the Excellence:** With over **34** years of expertise, we've installed **3200+** machines worldwide, serving **1200+** satisfied customers across **35+** countries.




Scan for Address on Map



**GLOBAL PARTNER FOR
PLASTIC PROCESSING INDUSTRY**

WE DESIGN, MANUFACTURE & SUPPLY EXTRUSION LINES FOR :

FLAT Drip Tube | ROUND Drip Tube | PVC Pipe | HDPE Pipe | MDPE Pipe | PPR Pipe | LLDPE Pipe | Recycling | Soft PVC Garden Tubing | SPVC Braided Hose Pipe | SUCTION HOSE Pipe | WIRE AND CABLE Coating Plants



SAI MACHINE TOOLS PVT. LTD.

Plot No.23, Sector "A", Sanwer road,
Industrial Area, Indore - 452015 (MP) India

+91 731 6661200

+91 9425058761

sales@saimachinetools.com